

EXTRA

Zart

Term 3 2013

Different Like Us Art 4 Orangutans

Inspiration • Ideas • Education Updates • Online Support • Tips & Techniques



Portraits

Using iPad apps as a starting point to create distorted self-portraits by Year 10 students.



Embracing Sustainability

A Sustainability Centre which plays an integral role in all areas of school life.



Whole School Community Mosaic Projects

Students, staff & parents involved in creating a wide range of sculptures, and wall mosaics

Zart - Supporting teachers in creative education

Contents

Cover: Haileybury College-Brighton	1
News, Events & Dates	2
Self Portraits	3
Emotional Fish	4
Different Like Us	5
Sustainability Centre	6
Mosaic Class Projects	7
Zart Student Gallery	8
Professional Learning	9
New Products	10
Zart Calendar Term 3 2013	12



Charlton College

Editor: Jan Roker

Art Direction: Britta Poljansek

Photography: Ethan Bottomley



Zart Extra: ISSN 1448-8450
Zart Extra is published quarterly by Zart Education, a division of Zart Art Pty Ltd.

This publication is mailed prior to the first week of the term issue date. This newsletter allows art teachers/co-ordinators to learn about what is happening in art education and what other art teachers are doing. You will find information on new art techniques and processes, the latest materials and resources on the market. Please note, all prices quoted are valid for the duration of the current term only and are subject to change without notice. The insert of the newsletter provides details of our term's workshops, so teachers can then contact us and book into the workshop.

Zart Supporting teachers in creative education

4/41 Lexton Road, Box Hill North,
Melbourne VIC 3129 Australia
Ph: (03) 9890 1867 Fax: (03) 9898 6527
www.zartart.com.au
E: zartart@zartart.com.au

Administration Hours:

Monday – Friday: 8.30 am – 5.00 pm
Customer Service Centre:
Monday – Wednesday & Friday: 8.30 am – 5.00 pm
Thursday: 8.30 am – 6.30 pm
Saturday: 9.00 am – 2.00 pm

Find us on Facebook:

www.facebook.com/ZartArt

Find us on Twitter:

www.twitter.com/zarteducation

Our Blog: <http://zartartnews.blogspot.com/>



News & Exhibitions

Monet's Garden

10 May 2013 - 08 Sep 2013

NGV International, 180 St Kilda Road, Melbourne

"My garden is my most beautiful masterpiece."

Opening in May 2013, this stunning exhibition will be devoted to Claude Monet's iconic garden at Giverny and will include more than fifty masterpieces from the Musée Marmottan Monet, Paris, as well as paintings from leading international museums and private collections. Don't miss this once-in-a-lifetime opportunity to see these masterpieces in Australia, exclusive to Melbourne. The exhibition is organised by the Musée Marmottan Monet, Paris in association with the National Gallery of Victoria and Art Exhibitions Australia

Luke Pither: Reverse Garden

Heide Museum of Modern Art

7 Templestowe Road, Bulleen VIC 3105

Open Tuesday-Sunday 10am-5pm, Closed Mondays

03 August - 17 November 2013

Reverse Garden interrogates the physical and sensory experience of traversing a garden, through the act of painting. Artist Luke Pither transforms the gallery space into a profuse landscape by planting a network of paintings as free-standing panels that create a series of pathways, vistas, contours and elevations. The imagery takes a micro-view of the myriad forms, colours and patterns of the natural environment, unpredictable and ever renewing, and evokes the sensation of being in close contact with nature.

Australian Impressionists in France

NGV International, 180 St Kilda Road, Melbourne

For the first time, the story of the Australian artists who lived in France during the late nineteenth and early twentieth centuries is presented in an exhibition of over 130 stunning works of art. Australian Impressionists in France challenges our understanding of Australian art during these revolutionary decades.

The exhibition shows that during these years Australian art took place beyond the confines of Australia, and examines how the expatriate artists were part of the story of Impressionism in Australia. Through the inclusion of key works by French, British and American artists the exhibition also places the Australians' work within an international context of Impressionist art.

Australian Impressionists in France brings together over 130 paintings, prints and drawings from major public and private collections around the world. It includes important paintings by John Russell, E. Phillips Fox and Charles Conder, as well as never before seen works by lesser-known artists.

Block • Paper • Scissors

CBCA – Illustrator's Evening

Come along to the Children Book Council of Australia Illustrator's evening to enjoy an insight into the work of Kylie Dunstan, Gus Gordon and Tina Matthews. The evening includes light refreshments, book sales.

Date: Thursday September 12th

Time: 5.30pm until 8.00pm

Venue: Zart, Box Hill North

Cost: \$30 (CBCA members) or \$40 (non members)

Bookings: Phone CBCA on 1300 360 436 or email vic@cbca.org.au (NB: Limited to the first 70 respondents)

Bookings are essential so get in early to avoid disappointment.



Self Portraits

Students are often intrigued by the work of M.C Escher and it was Escher's well known self-portrait, *Hand with Reflecting Sphere*, which provided the basis for a task completed by the Year 10 Art class at Charlton College.

Hand with Reflecting Sphere features Escher and his studio interior, both of which are reflected in a mirrored sphere that he holds in his hand. Self-portraits in reflective, spherical surfaces are common in Escher's work and this lithograph is a famous example. This artwork became an important starting point for a painting task which required the students to produce a distorted self-portrait.

To commence the unit we discussed self-portraiture, addressing the fact that self-portraits can merely depict your appearance or, when taken to another level, can reveal something about the personality, character or attitude of the subject. Students viewed a range of images that show this.

Much conversation centred on the materials and techniques used in the artworks we viewed. We discussed the fact that traditionally artists drew or painted themselves from a reflection in a mirror and this led us to explore *Hand with Reflecting Sphere* in greater depth. With a classroom of

'digital natives' it was also pertinent to explore how the techniques and processes of contemporary artists have dramatically altered with advances in technology. At this point the students studied portraits produced by contemporary artists, particularly those employing current technology in their working practices.

The class was then introduced to the distorted self-portrait task. This task provided an excellent opportunity for the integration of technology, as the students were required to use their smart phones to take a self-portrait and an app to distort their image. Although we used smart phones it would also be possible to use iPads.

The students used various free apps including Warp it and Roundy Head to distort their images and it was exciting to see everyone share their knowledge and resources. Experimenting with different apps to create diverse effects was an important stage of the process.

Once the self-portraits were captured and distorted they were printed in colour. The students used their distorted photograph as the basis to complete sketches, which aided the development of their ideas and drawing skills. When the students felt they had

consolidated their skills they drew their image onto a canvas board, ensuring the canvas was filled as background space was to be minimal. The students then painted their self-portraits using oil paints. Using oils gave us the chance to employ different painting techniques, whilst learning about effective clean up procedures and the importance of health and safety within the classroom. Acrylic paints could be used with equal success.

Although *Hand with Reflecting Sphere* was produced in 1935, it was easy to use it as a source of inspiration, whilst applying 21st century approaches to our art making. Integrating technology enabled us to collaborate and communicate with a common goal, whilst working towards the creation of a personal, individual artwork. Using readily accessible information technology in the classroom such as smart phones has provided the students with valuable skills.

Natasha Saunders

Year 10 Art
Charlton College

Beginning with iPads in Art Workshop:

Monday, 5 August Time: 9.20am - 3.00pm
See PD insert for more information.



Emotional Fish

Where does inspiration come from when planning a visual art programme? Susan Clarke at Strathcona Baptist Girls Grammar School in Canterbury often blends nonfiction and fiction books as her starting point. In this unit of work the girls at each grade level responded with much enthusiasm.

This unit came about with the marriage of the nonfiction 'Swainston's Fishes of Australia' with the whimsical fiction book 'Happy' by the Dutch author illustrator, Mies Van Hout.

These two books provided the opportunity

for the integration of science and art by combining an appreciation of the diversity and beauty of fish with the artistic licence taken to distort and label them with an emotion.

I photographed and printed a cross section of fish species from Swainston's book, for children from Pre Prep through to Year Six to use as a reference for their fish. They used a variety of materials such as paint, Prockey markers, inks, chalk etc. One criteria was that I had to be able to identify their species to ensure that they captured the specific characteristics of their particular fish. They

were then able to exaggerate the features in order to communicate their chosen emotion.

All age groups enjoyed the playfulness of the concept, at the same time gaining an insight into the diversity of fish species and the fascinating process of classification. It also provided a great example of combining a career in the Arts and a passion for Marine Life.

Susan Clarke

Visual Art Teacher


Strathcona Baptist Girls Grammar School





Different Like Us Art 4 Orangutans

Our journey with orangutans began in February when two members of our Visual Art staff attended the Zart workshop run by acclaimed animal wildlife artist and orangutan expert, Pamela Conder.



Inspired by the opportunity to meaningfully involve our students with wildlife conservation and environmental sustainability, we elected to incorporate the Earth 4 Orangutans project into the Visual Art curriculum at Middle School Levels Six and Eight. A unit of work was devised which would introduce students to the serious conservation and extinction issues facing the orangutans in Sumatra and Borneo. The study

would focus on the plight of both captive and wild orangutans, the orangutan lifestyle and physiology. Students would conduct research before using a variety of creative mediums and techniques to create a series of orangutan portraits. The portraits would be offered for auction at the "Different Like Us" Art 4 Orangutans student exhibition, to raise money for orangutan conservation.

Our students were immediately engaged with the project. In order to harness the student enthusiasm for both the orangutan project and iPad technology, it was decided that the orangutan portraits would take three forms: A digital portrait created on the iPad - designed to focus student attention on the bold shape, colour, and structure of their selected orangutan subjects; A detailed, shaded, pencil sketch - designed to focus attention on facial expression and structure; A colour portrait, created using watercolour (Year Six) or soft pastel (Year Eight) which would combine all these elements and capture the individuality of the orangutan subject in an expressive study.

The Unit was designed to incorporate a comprehensive design process, experimentation with a range of art materials and techniques, self-evaluation exercises, and to embrace iPad technology.

Students surprised us with their confidence and dexterity using the iPad as an art tool. The digitally-generated artworks (using Sketch

Book Pro & Brushes Apps) were vibrant and colourful, surprisingly detailed and captured the uniqueness of each orangutan subject in bold colour. As a contrast the pencil sketches were soft expressive studies which captured the facial features of the subjects and allowed students to display their knowledge of orangutan facial structure.

The soft pastel portraits created by Year Eight students, completed using A3 boxboard and Toison d'Or soft pastels, were stunning, velvet-like in texture, with each portrait uniquely different, yet all featuring the same richness of colour. The Year Six portraits captured the fun-loving nature of the orangutans using beautifully blended watercolour and fine brushes. Students elected to frame their portraits using Zart pre-cut mounts, or to create collaged leaf frames using Zart specialty papers in a range of patterns.

The "Different Like Us" exhibition opening at the Zart Gallery was a true gala event supported by dignitaries, principals, teachers, families and friends of the student artists. Not only was the exhibition and silent auction a recognition of student endeavour and artistic success, but also a celebration of community commitment to the preservation of a much-loved endangered species.

Judi Robertson
Visual Art Teacher
Haileybury Brighton

Sustainability Centre art meets the environment



At St Macartan's we are incredibly proud of our Sustainability Centre which plays an integral role in all areas of school life.

Our Sustainability Centre consists of a kitchen, herb gardens, fruit orchard and citrus plantings. We also have chickens, guinea pigs, miniature pigs, composts and worm farms. A hot house helps us to grow seedlings and propagate plants by division and cuttings. Garden beds and fences have been constructed using reclaimed corrugated iron and bricks and sustainably milled timber. Parent volunteers were involved in the construction of the garden beds, paving, animal enclosures, worm farms, fence and arbour. Wherever possible, materials have been sourced locally in order to reduce our carbon footprint.

The sustainability centre is the main hub of activity for our Gardening Club. The club consists of students who volunteer their lunchtime to work in the school's kitchen garden. They are trained in all aspects of horticulture from seed raising and propagation to composting and animal husbandry. These students also have important roles in transferring

their knowledge to the remainder of the school community. Each prep student is welcomed to our community with a sunflower seedling during their orientation program which they nurture during the summer break prior to their commencement at St. Macartan's Primary School.

Having this Sustainability Centre provides much inspiration for our Visual Arts Program. Each year we aim to build up the student art displays within the garden. These range from permanent pieces to rotating artwork which is eventually taken home. We have created a range of artworks and used a variety of materials to add interest and colour to the garden. Sourcing the correct materials is important for the outdoors. Clay, tiles, embossing foil, ply wood, wire and glass have been used in a variety of art pieces.

Karen Brown
Visual Art Teacher
St Macartan's Primary School –
Mornington
<http://www.smmornington.com.au>



Tiled Pillars –Vipond paint was used to colour and decorate the tile picture. These tiles were then glued onto Cypress poles with liquid nails. The poles were concreted into the ground. To protect the artwork they were coated with a marine quality outdoor gloss.



Foil Embossing – Embossing foil was pre cut into the shape of petals and shapes to create a butterfly. Using a pen, the children used line work to complete detailed patterns, creating a textured surface on their piece of foil. The individual pieces were arranged, stapled and glued together to form a variety of flowers and butterflies. We then attached these onto garden stakes and they were placed in the garden.



Paper Magiclay – Magiclay is a great material for the outdoors and seems to withstand the elements quite well. The children have explored skills in modelling and shaping the clay to make insects, flowers and birds to scatter amongst the plants. When dry, Vipond paint was used on our garden art.

Garden Art Ideas



Mosaic Class Projects

In 2012 Roxburgh Park Primary School was fortunate enough to receive 2 grants to run whole school and parent mosaic projects. The mosaics are now displayed around the school and are a wonderful addition, brightening up our school grounds. All students learnt about the history of mosaics and the techniques involved. The students, staff and parents were involved in creating a wide range of sculptures, tiled panels, seats, totem poles and bottle cap mosaics.

It was fantastic to see students, teachers and parents involved and working together. It was an opportunity to learn new skills, make new friends and help to make our school a beautiful

and exciting environment. The school community appreciates how the whole project has enriched our environment and reflects the pride we all have in our school. We all worked together to build strong connections and made our school a vibrant and fun community for everyone to enjoy.

We would like to thank the Hume City council and the Dianella Society for making these amazing projects possible.

Sue Balletta

Visual Art Teacher

Roxburgh Park Primary School

Preps – Sunflowers bottle cap mosaic inspired by the art work of Van Gogh.

Grade 1 & 2 – Flying butterflies which are displayed in the school gardens.

Grade 3 & 4 – Used pots to make Totem poles with quirky animal face designs. These really brighten up the front of the school. **Grade 5** – created a Forest Mosaic Panel that has been placed outside the school office.

Grade 6 – Mosaic Bench Seats and a Fish Mural across the art room wall. **Parents and Roxburgh Park community** – Mosaic birds, animals & creatures which have been put up around the school.



PREPS



GRADE 1 & 2



GRADE 3 & 4



GRADE 5



GRADE 6



Zart Student Gallery Term 3



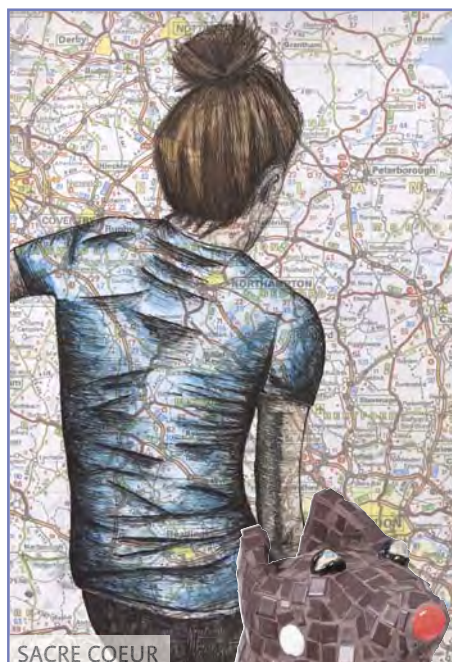
ST VINCENT DE PAUL PRIMARY SCHOOL



CORNISH COLLEGE



SACRE COEUR



SACRE COEUR

Currently on Exhibition until September 11, 2013

Ave Maria College
Self Portrait Mosaics
Box Hill High School
Mosaic Mali
Brighton Grammar
Mosaic Dogs
Charlton Secondary College
iPad Portraits
Cornish College
Self Portrait Mosaics
EDAR arts
Mosaics
Holy Family School, Bell Park
Mosaics
Ivanhoe Grammar Mernda Campus
Flowers
Korowa Anglican Girls School
Mosaic Table
McKinnon Secondary College
Mosaic Mirrors
Sacre Coeur
Travel Stories
St Bernadette's School, Sunshine North
Scratch Art
St James ELC Box Hill South
Spiral Tree
St Joachim's Primary School
Mosaics
St Mary's College, Seymour
Lino Ladies
Strathcona Baptist Girls Grammar School
Fish
St Thereses Primary School
Mosaic Rainbow
St Vincent de Paul Primary School
Natural Mosaics


Zart's Student Gallery

Situated upstairs in the Zart Customer Service Centre

Each term the Student Gallery exhibits a new display of work from young artists ranging from kindergarten to VCE.

We are always on the lookout for artwork to be exhibited that showcases new ideas and techniques suitable for all age levels. Please email images of work you would like to exhibit one term in advance to Jan Roker on jan@zartart.com.au

Also visit www.zartart.com.au



BRIGHTON GRAMMAR





Professional Learning

One of the most exciting aspects of teaching and learning today is the increased awareness of and commitment to pitching our teaching toward the individual.

We are witnessing a growing body of evidence to support what teachers, parents and children have always known and I have always said in my most often used quote, "Not all children are ready to learn the same thing, at the same time, in the same way". (Walker, 2007)

The greatest challenge in education, whether it be a young preschooler or a 10 year old in grade 4 or 5 at school is, how do we personalise the teaching and learning in class sizes of, perhaps, up to 28?

How do we ensure that teachers are providing instruction and explicit teaching that meets the requirements of the curriculum expectations set by Government? How do we engage young children in meaningful learning environments that motivate and inspire when budgets are low, and how do we

ensure that teaching and learning is deep, creative and about the whole child, not just about literacy and numeracy?

We have so many great strategies and teaching and learning approaches now, to assist and guide in these areas. We can rely less upon personal hunches and inclinations and gain greater confidence in evidence based

data, studies and practical implementation that is being showcased across the world that has been developed right here in Australia. We can draw upon the expertise from other disciplines and studies in mental health, the arts, psychology, emotional intelligence and teaching and learning approaches that are personalising learning and enriching the lives of children from areas as diverse as China, remote indigenous communities in far north Australia, and inner urban independent schools in Adelaide, VIC, WA, Tasmania and ACT.

To personalise learning doesn't mean throwing away the need for routines, expectations, goals and intentions. It does in fact require systems, organisation, clarity and understanding how a learning environment needs to be set up, how the teaching and learning works across a timetable in a week, and how auditing against outcomes, assessment, reporting and documentation works.

True personalised learning is like an exact science. It requires teachers to know exactly how it needs to be tested and trialled. It needs to be supported through professional learning and to be taken seriously.

Personalising learning is not a free-for-all where students can turn up if they feel like it or learn only if they want to.

Personalising learning is what all learning communities must be doing in the 21st century. The key challenge is to address, how and what does it need to look like in action that will ensure integrity for student learning and solid outcomes for children.

Kathy Walker



Personalising Learning for the Whole Child Conference

October 19th 2013

Grand Hyatt Melbourne

If you are committed to personalising learning, this conference is a must! The program offers an interactive day with high quality international and national speakers, who will provide thought provoking theory and practice, underpinning authentic personalised learning. This conference will inspire teachers to think of the child beyond the academic and how the child comes with a context of the self, peers, family, culture and the broader community. Educators will be challenged to think about the importance of the notion of the whole child.

Featuring Keynote Speakers

Dr George Otero, USA; Kathy Walker, AUS; Shona Bass, AUS; Robert Brown, AUS

Bookings

www.Earlylife.Com.Au/info/conference-2013

Ticket Prices

Early bird registration by 31 August 2013

\$260 + GST

Full registration \$295 + GST





Image Transfer on Clay

PAUL ANDREW WANDLESS

Contemporary ceramists have adapted traditional printmaking procedures to transfer images onto clay surfaces. Work with stencils, relief blocks, or stamps, trying a variety of materials to mark the clay surface. Each method is carefully laid out in numerous photos, and shown on a finished piece.

112 pp **BK709**
\$22.72



Fabric Surface Design

CHERYL REZENDES

Fibre artist Cheryl Rezendes shows you how to create an astonishing array of surface designs, simply and safely, using textile paints and printing ink. She covers a wide variety of techniques: stamping, ancient Japanese Shibori, silkscreen, soy wax and flour resist, image transfer, marbling, nature printing, and more.

112 pp **BK280**
\$31.81

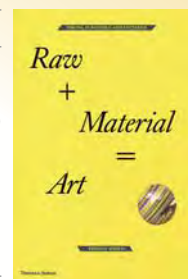


Raw + Material = Art

TRISTAN MANCO

The newest development in alternative art: the use of salvaged and repurposed materials by contemporary artists. Manco reveals how artists are bringing creativity to basic, often unglamorous materials—from broken bottles, old flip-flops, and skateboards to sustainable resources such as wood, straw, and paper.

256pp **BK632**
\$45.41



Kinetic/Sensory Sand

It is sand, but it does not act like sand, it is a wonderful sensory experience to run your hands through. It feels heavier than regular sand. It will squish into a shape, but it won't hold that shape. When you scoop up a handful, it looks like lava flowing off of your hand in slow motion. Watch it move. This will be a popular addition to the sensory learning area in your classroom or centre.

5kg **PB010**
\$45.00



Wooden Moveable Animals

These sets of three wooden animals can simply be played with or may be used as models to draw. These animals are made of pine and suitable for children 3+. Each animal has a movable section.

WOODEN WILD ANIMALS

Elephant, Monkey and Giraffe **WA001**

WOODEN CRAWLY CREATURES

Ant, Spider and Cockroach **WA005**

WOODEN FARM ANIMALS

Horse, Mouse and Dog **WA010**

WOODEN SEA CREATURES

Penguin, Whale and Turtle **WA015**

Each Set **\$9.95**





Cardboard Mural Jigsaw

Create a giant jigsaw of artwork through collaborative work or use each piece as a blank canvas to make an artwork with a difference. These heavy duty cardboard pieces will make one giant display piece in your school.

COMPLETED PUZZLE SIZE 98CM X 1.75M

Pkt of 27 large pieces **CB780**
\$28.95



PRICES EXCLUDE GST AND ARE VALID
UNTIL 20TH SEPTEMBER 2013



Ironlak Spray Paint

Ironlak was designed to offer the best coverage, alongside great control and a vibrant colour range. Ironlak performs extremely well in a variety of different climates, both hot and cold. Cans come fitted with the Ironlak Vegan Cap (outliner) and an additional two free Ironlak NY fat caps.

21 COLOURS

Aspen	PT420-AS
Autumn	PT420-AU
Battleship	PT420-BA
Bright Chrome	PT420-BC
Cameleon	PT420-CA
Flirt	PT420-FL
Frazetta	PT420-FR
Gold	PT420-GO
Linz Iceberg	PT420-LIB
Matt Black	PT420-MB
Midnight	PT420-MI
Phantom	PT420-PH
Phati's True Royal	PT420-PTR
Pineapple Park	PT420-PP
Pose Sushi	PT420-PS
Reals Sublime	PT420-RS
Roarke	PT420-RO
Smurf	PT420-SM
Soviet	PT420-SO
Torquay	PT420-TO
Tues Afterburn	PT420-TA
400mL aerosol	\$7.15

CAPS

Cyclone Super Fat Cap	PT421-CY
New York Fat Cap	PT421-NYF
Sharp Shooter Super Skinny Cap	PT421-SH
Vegan Outliner Cap	PT421-VE
Widow Maker Fat Cap	PT421-WM
Each cap	\$0.45



Clipboard Masonite A5

Heavy duty clipboard made from masonite. Easy to use with spring loaded clip. Convenient size.

Each	CL208 \$1.85
------	-------------------------------



Stretched Canvas

One mini canvas can turn into a massive installation or simply present as a solo work of art. These inexpensive primed canvases are a great starting point for any unit of work.

1.5" WIDE, 4" x 4" (10CM x 10CM)

Each	CV810 \$2.45
------	-------------------------------



zart Zart Art Calendar

What's happening in Term 3 2013



Zart Education

Welcome to Term 3 when we can support you with a range of hands on workshops to choose from, which you'll find in the Zart Extra insert attached. We have some new and exciting Professional Learning sessions suited to all levels.



School Catalogue 2013

The Zart Catalogue for 2013 was released in early November 2012 and sent out to your school. A huge range of new products have been included to broaden your choice of art and craft materials. Please ring if you require extra copies.



CBCA – Illustrator's Evening Block • Paper • Scissors

Come along to the Children Book Council of Australia Illustrator's evening to enjoy an insight into the work of Kylie Dunstan, Gus Gordon and Tina Matthews

The evening includes light refreshments and book sales.

Date: Thursday September 12th

Time: 5.30pm until 8.00pm

Venue: Zart, Box Hill North

Cost: \$30 (CBCA members) or \$40 (non members)

Bookings: Phone CBCA on 1300 360 436 or email vic@cbca.org.au (NB: Limited to the first 70 respondents)

Bookings are essential so get in early to avoid disappointment.



Play Based Learning Catalogue 2013

The Play Based Learning Catalogue was sent out at the beginning of Term One to all Early Year Coordinators and Early Learning Centres. If you wish to also have a copy of this catalogue please call 03 9890 1867 or email: zartart@zartart.com.au



Customer Service Centre

Visit the centre during Term 3 to see a range of new products and resources. The Centre now has a Play Based Learning area stocked with all our new range of products suitable for Early Childhood and Early Years. While in the centre don't forget to visit the Term 3 Student Gallery, full of stunning artworks from Primary and Secondary Art students.

Zart Online Store

Shop with convenience and browse our catalogue on 'eShop' - our online store. eShop offers ease of ordering, a complete range of school art & craft supplies, secure authorisation access for your school's account, automatic order totalling, administration access available, excellent support & service. To set up your account or for more information, please contact us on 03 9890 1867 or eshop@zartart.com.au

2013 Zart Art & Craft Christmas Catalogue



Find Us Online

Did you know Zart has a Facebook page, Blog and Twitter account? We want to make sure that you are kept up-to-date on all the latest products, promotions, workshops and events at Zart as well as showcase work that our customers are creating! We'd like to encourage you to post photos and comments through these forums so we can better address your needs and also provide a place where our artists can exhibit their work! We are looking forward to hearing from you and seeing what you've been creating.

Find us on Facebook: www.facebook.com/ZartArt
Find us on Twitter: www.twitter.com/zarteducation
Our Blog: <http://zartartnews.blogspot.com/>

