

TERM FOUR 2016

Registered by Australia Post Publication No. 100001705

EXTRA

zart



OUR SUNSET, MY WORLD



CONFERENCE NCS 2016



MINERAL PAPER



INSIDE

ART IN SCHOOLS • IDEAS & INSPIRATION • ART EDUCATION, CURRICULUM UPDATES
& PROFESSIONAL LEARNING • ART & CRAFT TIPS, TECHNIQUES & NEW PRODUCTS
Zart, Supporting Teachers in Creative Education



Presentations for Senior Students.	2
Our Sunset, My World.	3
Nurturing Creative Spirit	4
Professional LearningINSERT
Sculptures for a Naturalistic Playscape	6
Zart Student Gallery.	7
Augmented Realities	8
Mineral Paper	9
New Products	10
Zart Calendar.	12



Presentations for Senior Students

Customer Service Centre: Shop, Training Centre & Student Gallery

Shop 4, 41 Lexton Road,
Box Hill North, Melbourne VIC 3129
Ph: 03 9890 1867

Mon—Wed & Fri: 8.30am—5.00pm
Thurs: 8.30am—6.30pm
Sat: 9.00am—2.00pm

Warehouse & Head Office

48-58 Overseas Drive,
Noble Park North VIC 3174
Ph: 03 9890 1867
Fax: 03 9898 6527

Mon—Fri: 8.30am—5.00pm

Our warehouse & head office have moved to Noble Park North. Our Customer Service Centre remains open in Box Hill North for direct shopping & browsing, unfortunately that facility is not available at Noble Park North.

Postal Address:

PO Box 1198, Waverley Gardens VIC 3170

Zart Extra: ISSN 448-8450

Zart Extra is published quarterly by Zart Education, a division of Zart Art Pty Ltd. This publication is mailed prior to the first week of the term issue date. This newsletter allows art teachers/co-ordinators to learn about what is happening in art education and what other art teachers are doing. You will find information on new art techniques and processes, the latest materials and resources on the market. Please note, all prices quoted are valid for the duration of the current term only and are subject to change without notice. The insert of the newsletter provides details of our term's workshops, so teachers can then contact us and book into the workshop.

Free Materials and Techniques Presentations for Senior Students

Term 4 is the perfect time to book a FREE presentation for your Year 11 VCE or IB students transitioning into Year 12 folio subjects. Inspire your senior students and make sure you're up to date with the latest materials and resources. During these FREE sessions, Dee and Tania will speak to your senior students and show them a range of materials, techniques and ideas that will motivate them on their creative journey and enhance their folio work. Get your Year 11's excited for the year ahead! To organise a date and time, please contact Colleen on 03 9890 1867 or zes@zartart.com.au.





Our Sunset, My World

Victorian students & their school communities shared a vision to help disadvantaged Cambodian children.

Over the past four years I've worked with my students at Aspendale Gardens Primary School raising awareness and funds for two child welfare groups in Cambodia - ODA and Flame Cambodia.

ODA (Opportunities of Development Thru Art) was first set up by Leng Touch who had himself witnessed his father being killed by the Khmer Rouge. In response to the needs of so many disadvantaged and orphaned Cambodian children, ODA expanded its mission by setting up and running seven free English night schools for around 700 students.

In Phnom Penh, FLAME CAMBODIA works with those families living in the slums. Funds raised help children to escape a life of working in the rubbish dumps so that they can instead gain an education and a future.

On July 23 2016, at Federation Square, 89 schools participated in 'Our Sunset, My World', the first Victoria-wide exhibition of school artwork. The exhibiton's theme encouraged students to look and think about their own life, and to then research the life of children living in Cambodia. Students reflected and responded by creating a piece of art.

From across the state - small country schools to large secondary colleges, from private to government to special schools, Visual Arts and classroom teachers responded with their hearts. Hundreds of artworks were donated, demonstrating talent, empathy and a motivation to make a difference.

Behind the scenes, the group, 'Have a Heart for Cambodia', grew as we were joined by a wonderful team of volunteers - teachers, teacher aides, retired teachers, family and friends who helped plan and bring this special project to fruition.

The school artwork was silently auctioned. A live auction was also held, this included a selection of paintings by the children from ODA and amazing photos from a student who was saved from the streets of Phnom Penh and who now works with the FLAME CAMBODIA Project.

The exhibition was opened by artist, Andy Taylor and featured Cheltenham East Primary School's *Wakakirri Performance*, telling the story of a teacher's journey to help build a school in her Christmas holidays in Cambodia.



**Anything is possible...
"Individually we are one drop.
Together we are an ocean."**

An enormous 'Akun' ("thank you" in Khmer) on behalf of the hundreds of Cambodian children whose lives will be touched by this exhibition - by the empathy and understanding of thousands of Victorian teachers, students, communities and their families who now know about and have contributed their love to a little country not so far away from ours - where children's lives are so different but who can now have the chance to dream about a future.

Julie Lach

ASPENDALE GARDENS PRIMARY SCHOOL

Please stay tuned to our Facebook page for details of our 2017 Exhibition www.facebook.com/haveaheartforcambodia/



Nurturing Creative Spirit

CONFERENCE 2016 Highlights

"John Marsden was inspirational and set a wonderful tone for the day."

"John Marsden was amazing. I would highly recommend to anyone to go and listen to him speak."



"Event was superb. Range of speakers and breakaway sessions were wide enough to provide value for everyone. Venue, catering and organisation were top notch."



On the 15th August, 266 Visual Art Educators from across Australia attended the inaugural Nurturing Creative Spirit Conference sponsored by Zart and hosted by Haileybury Brighton. The teachers were inspired by John Marsden's opening address. He encouraged the audience to release and express their creativity by taking risks and expanding their visions of teaching and learning. The buzz at morning tea

was electrifying as teachers reflected on John's talk and also caught up with colleagues. The morning sessions were a mix of hands-on and theory, some taking advantage of the winter sun to work outside in the lovely grounds of Haileybury. After lunch, Andrew Blair spoke about the future of education, challenging the audience with facts and figures that will have an impact on their teaching.

After teachers spent the afternoon in their chosen session, many came together over light refreshments to reflect, network and top off their day. Educators left with their creative spirit nurtured through a day of innovative professional learning experiences. Zart would like to thank all those who attended the conference and stay tuned for news of future events in 2017.



Visual arts educators from across Australia came together for a day of professional learning.



"I don't need enticing based on this conference. No hesitation in attending the next!! Quality conference, informative, enjoyable and engaging."

"It was a fantastic day!! The presenters were all brilliant. I am very thankful that I had the opportunity to go."

"The day ran smoothly and was well organised in all aspects. Good maps, communication and information."



"Andrew's sobering thoughts were a perfect antidote to John's morning session. Raised issues that need addressing, discussion and stronger awareness about. Very relevant and important for teachers to have on their minds."

"Well worth it - and I got a showbag, glass of bubbles, chance to win prizes! To have two amazing sessions (and listening to John M) were priceless. Well worth the money!"





Sculptures for a Naturalistic Playscape

The Artists in Schools program is a wonderfully creative program for two reasons. One, it takes you, the art teacher, on an art journey, facilitating an artist's work from concept to finished product. Secondly, it develops a deeper appreciation of the visual arts by providing an opportunity for the students to work with a professional artist thus gaining a deeper understanding of how art is created.

The Natural Playscape evolved at Whitehorse Primary School, perhaps as a counter-balance to the child's use of the digital world. After discussion with our Stephanie Alexander Program Garden Specialist, a piece of derelict land within our school grounds proved a perfect site. The Playscape was built by the students under the guidance of our Garden Specialist, thereby instilling a greater ownership of this project.

A Naturalistic Playscape is an interactive natural environment where the students can play, explore, and discover the natural world. Its features include a dry river bed, a granite gravel pathway, an olive tree maze, a tee-pee hideout, and a creative play area where

students can create natural pictures using found objects such as twigs, bark, stones, feathers, petals, leaves. The project encourages students to be more diverse, imaginative, and creative in their play.

There was a danger that placing a man-made sculpture in the area risked being a contradiction in terms, and success hinged on the sensitivity and creativity of the artist. After some investigation I was fortunate to meet with the sculptor Glenn Romanis. His work reveals a deep concern for the relationship between storytelling and the natural environment.

The students met Glenn and had a discussion about his thoughts and ideas, and a wonderful PowerPoint of his extensive art portfolio was explored. Students then worked on ideas and designs with Glenn. Involving our students in the designing and the art making process was paramount to the Artists in Schools program so that they could contribute their ideas and thoughts to the creation of the artwork.

Back in Glenn's extensive studio at Jan Juc, using two massive cypress tree trunks sourced from Victoria's Western District, he designed and carved two large sculptures based on native seed pods found local to our area, the

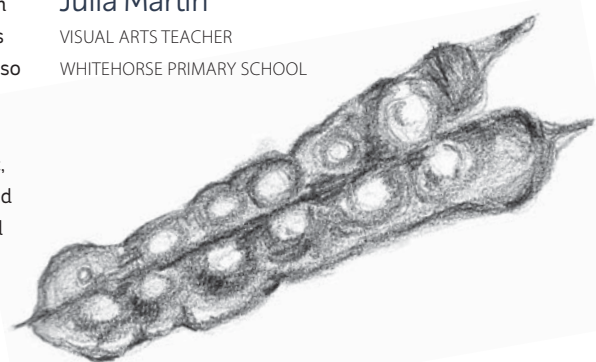
Acacia pycnantha, commonly known as the Golden Wattle.

Whilst visually stunning and stimulating within the Playscape, the giant seed-pod inspired sculptures are organic shapes with carved surfaces, abstract enough to lend themselves to the students' creative imagination whether that be as simple seats, a canoe, or the depressions on the sculptures being used for making mud baths or mini roads to walk imaginary characters. The sculptures wholly keep the theme of the Naturalistic Playscape.

I would like to thank Glenn Romanis for his professionalism towards this project and the Whitehorse City Council for making this wonderful project possible.

Julia Martin

VISUAL ARTS TEACHER
WHITEHORSE PRIMARY SCHOOL



Student Gallery Term Four Exhibition



Parktone Primary School



Mount Scopus Memorial College, Burwood



Alphington Grammar School



Charlton College

EXHIBITING THIS TERM

Exhibition closes 23rd November 2016

Albert Park Primary School

Ice Creams

Alphington Grammar School

Ceramics

Ascot Vale Primary School

Andy Warhol Cats

Bayview College, Portland

Ink on Canvas

Charlton College

Monoprint Books

Cornish College, Bangholme

Wearable Newspaper Art

Deepline Primary School

Landscapes

Haileybury, Brighton

Tikis & Emotion Drawings

Hampton Primary School

Group Artworks

Huntingtower School, Mount Waverley

Pop Art Portraits

Montrose Primary School

Alien Sculptures

Mount Ridley P-12 College

2D Artworks

Mount Scopus Memorial College, Burwood

Portraits

Ormond Primary School

Silk Paintings & Dragons

Parktone Primary School, Parkdale

Day of the Dead & Sea Horses

Portland Secondary College

Street Art

Siena College, Camberwell

Mythical Creature Sculptures

Westbourne Grammar School, Truganina

Collages & Collagraphs

You can also view this exhibition on our website www.zartart.com.au

Situated upstairs in the Zart Customer Service Centre. Each term the Student Gallery exhibits a new display of work from young artists ranging from Kindergarten to Year 12. We are always on the lookout for artwork to be exhibited that showcases new ideas and techniques suitable for all age levels.

Please email images of work you would like to exhibit one term in advance to Dee Zabel deez@zartart.com.au or visit www.zartart.com.au #zartstudentgallery #zart #zartart

Visual Arts Units

The Zart Student Gallery will now include Unit Planners for most schools that exhibit provided by the exhibiting teacher. These are available on the Zart Student Gallery webpage.



Bayview College, Portland



Deepline Primary School



Montrose Primary School





Augmented Realities in the Visual Arts Classroom



The world we live in has become fast paced and increasingly visually saturated; our students' lives are bombarded with images flashing in front of them with screens now an essential part of our lives.

Technology use has become intrinsic to society, a new environment has emerged where technology is now part of our everyday lives. How can we use this to our advantage in the Visual Arts classroom?

Technological advances enable the use of innovative learning tools for education, such as Augmented Realities (AR). Among the AR sites and apps that I have explored recently were students creating their own 3D pop-up books at ZooBurst (zooburst.com). After having registered, storytellers can create their own world in which their stories can come to life. An AR marker can be assigned to the



1) Download the Aurasma App to your device (mobile or tablet).

2) Create a free account.

3) Discover Auras "CovenantZart" & then Follow this channel. 4) Scan over the images marked with the Aurasma logo to see students in action.

virtual book that helps the physical book to become lively. Last year, I was asked by a colleague to look into the Aurasma App (aurasma.com) with the suggestion that it might be something I would be interested in. Interested was an understatement! After creating a 'test' Aura, I was hooked!

Aurasma is an app (Aurasma for Apple or use Aurasma Studio for PC) that enables you to 'attach' digital content (video, 3D works & animations) to a printed still picture, called an 'Aura'. When using Aurasma, viewers can follow your channel and scan over printed images (embedded with an Aura) to see stills come to life.

Our Visual Arts department develops the school's yearbook, so we started using Auras in it. I use it in class to invigorate boring art history timelines. Now they have videos of students explaining the who, when, where of the art period. We then went on to put Auras in the college newsletter to show parents what we get up to in the creative and making process. It has now been adopted as a college wide newsletter innovation, creating a real buzz and excitement from parents, teachers and students alike, eliciting an audible gasp and exclamation of "What is this Harry Potter wizardry?" from more than one staff member!

The Year 8 students have been learning about using the printing press, the history of printmaking and have explored linocut relief printmaking, with insects as their subject matter.

We use Zart Smooth Carve Lino Tiles that are 30cm x 30cm and can be easily cut into four pieces. The students warm the lino with a hair dryer and engage in safe cutting practices using the Lino & Wood Carving Tools.


Erin Caudullo

VISUAL ARTS COORDINATOR
COVENANT COLLEGE



Mineral Paper

Mineral Paper is a unique surface and is different from synthetic paper. Mineral Paper accepts any media wet or dry and the bright white surface allows for crisp lines and saturated colours. Mineral Paper does not have a plastic feel and has just the right amount of absorbency for a wide variety of creative techniques. Use an Inkjet Printer to experiment with altering and working back into images.



Mineral Paper

Made from stone powder, this unique surface is different to synthetic paper. Tear and water resistant, it does not wrinkle and can be used on both sides.

A4 150gsm	PD040
20 sheet pad	\$12.95
A3	PA714
NEW 20 loose sheets	\$23.95

Mineral Paper printed through an Inkjet Printer



Print: Use an Inkjet Printer to print an image. Ensure your ink is NOT fast drying or smudge proof, otherwise this technique will not work as well.



Mist: Use an Spray Mister to lightly spray water onto the image – this will cause the ink to move and run. Less is best.



Move: Use an Aqua Flow brush to make controlled water marks on your image and move the printed ink.




Food Dye onto Mineral Paper



Salt: Eco Colour Food Dye applied with a brush moves and blends beautifully on Mineral Paper. Allow colours to mix on the paper by starting with a lighter colour and blending a darker colour into it. Sprinkle Salt on to wet Food Dye for interesting results.



Mist: Mist with a light spray of water to push Food Dyes around the page and create feathered effects.



Hand Sanitiser: Dot, scrape, or swipe hand sanitiser on the end of a Satay Stick on wet Food Dye.

Liquid Crayons on Mineral Paper



Exploration: Draw on Mineral Paper using Liquid Crayons. Use an Aqua Flow Brush or water pot and brush to move the pigment and create a watercolour effect. A Spray Mister with water can also be used.



Use the Aurasma App to see these images in action!

- 1) Download the Aurasma App to your device (mobile or tablet).
- 2) Create a free account
- 3) Discover Auras "zart_art" & then Follow this channel.
- 4) Scan over the images marked with the Aurasma logo to see Mineral Paper in action.



Canvas Boards - Mini

For oils and acrylic paints.

101 x 101mm (4 x 4") CB104

NEW Pkt of 10 **\$7.95**

NB: Available early November



St Mary's School, St Kilda East



Basics Large Oil Pastels - Cool & Warm

Oil pastels that glide on smoothly and give excellent coverage. This mix includes six cool and six warm colours (four of each colour). Ideal for classrooms, artrooms and libraries. Pastel size: 10mm x 70mm long.

12 assorted colours **PS035**
NEW Box of 48 **\$15.95**



Basics Large Oil Pastels - Black or White

Oil pastels that glide on smoothly and give excellent coverage. Pastel size: 10mm x 70mm long.

White **PS043**

NEW Box of 48 **\$15.95**

Black **PS044**

NEW Box of 48 **\$15.95**



Basics Large Oil Pastels - Metallic

Bright metallic oil pastels that glide on smoothly and provide excellent coverage. Use on black or white paper. Pastel size: 10mm x 70mm long.

ASSORTED COLOURS

6 colours **PS045**

Box of 12 **\$5.75**



Basics Large Oil Pastels

SKIN TONES

11 skin tone colours **PS042**
Box of 12 **\$4.05**

FLUORESCENT

6 fluorescent colours **PS041**
Box of 12 **\$4.50**

Kreul Acrylic Metallic Marker - Medium Bullet

Permanent metallic acrylic paint pens. Colours do not bleed through paper. Water-based and lightfast. Waterproof and weatherproof on absorbent surfaces. Suitable for painting wood, paper, cardboard, plastic, foam, glass, terracotta, clay, rubber. Tips can be removed and cleaned with water. Always put marker caps on tightly to prevent nibs from drying out.

SINGLE COLOURS: 2-4MM STROKE

Copper	PM225-CO
Gold	PM225-GO
Silver	PM225-SI

Each **\$4.95**

PACKS: 2-4MM STROKE

Copper	PM226-CO
Gold	PM226-GO
Silver	PM226-SI

Pkt of 6 **\$27.95**



Kreul Acrylic Metallic Marker XXL

Intense colour and excellent coverage. Permanent metallic acrylic paint pens. Colours do not bleed through paper. Water-based and lightfast. Waterproof and weatherproof on absorbent surfaces. Suitable for painting wood, paper, cardboard, plastic, foam, glass, terracotta, clay, rubber. Tips can be removed and cleaned with water. Always put marker caps on tightly to prevent nibs from drying out. Works well on dark coloured paper.

SINGLE COLOURS

4-12MM STROKE

Copper	PM220-CO
Gold	PM220-GO
Silver	PM220-SI

Each **\$7.95**



Aqua Flow Brushes

This pack of eight includes a flat tip, small, medium and large tip to create beautiful blending. Extend pastels, dyes, paints and water soluble pencils by filling the brush handle with water.

4 Assorted sizes **BR464**

NEW Set of 8 **\$29.95**

NB: Actual brush sizes shown



Removable!

StuckUps™

by Zart® ...for creative ideas that stick!



Workshops



Concepts & Ideas



Sketch & Display



Classroom Displays



Art Studio



School Signage



StuckUps by Zart

Large paper squares with a self-adhesive strip on the back, ideal for temporary displays and will adhere to most smooth surfaces e.g. glass, painted plaster walls etc. They can be easily attached and removed without leaving residue. Use for classroom displays, brainstorming, meetings, art studios, workshops, office signage, large household notes, games and the list goes on!



15 X 15CM

Assorted - 6 Colours	PA872
Kraft paper	PA875
NEW Pad of 100	\$7.90


30 X 30CM

Assorted - 6 Colours	PA874
Kraft Paper	PA873
NEW Pad of 100	\$19.90



zart Zart Calendar

What's Happening in Term 4 2016



School Catalogue 2017 - OUT NOVEMBER!

The Zart School Catalogue for 2017 will be released in early November and sent out to your school. A huge range of new products have been included to broaden your choice of art and craft materials. Please contact us if you require extra copies.



Is Your Budget Closing Early?

Is your budget closing but you are still undecided about how to spend it? Zart can offer you a "Manual Goods Credit" which gives you an additional 12 months to spend your remaining budget! Your school will be billed for the nominated amount now and you have 12 months to decide how to spend it. For more information please contact our Customer Service Staff on 03 9890 1867.

FREE* Freight for Christmas Catalogue Orders placed online! (Victorian Customers only)

FREE Zart Shopping Bag with every Christmas Order!



Christmas Catalogue 2016 - OUT NOW

Our latest Christmas catalogue comes with **easy step-by-step festive projects** and **budget friendly starting points**. We have an excellent range of art & craft materials to suit all budgets and skill levels, the pages are full of activity ideas to keep you inspired.

2016 Christmas Catalogue has been sent out to all schools (start of Term 3). If you would like extra copies, please phone us on 03 9890 1867 or view it on our website www.zartart.com.au. All items in our catalogue are available through our online shop. Shop safely and conveniently at www.zartart.com.au

*TERMS & CONDITIONS: Victorian account customers only.

This offer applies only to Christmas Catalogue orders placed online www.zartart.com.au (web shop or Quick Online Order Form). Additional freight charges may be incurred on heavy (over 20kg) and oversized items. We will advise prior to despatch. Offer ends 22nd December 2016.

Join the conversation!



Zart's On Instagram @zart_art

Zart is on Instagram and we'd love to follow you to see what you are doing in your art rooms! Tag us with @zart_art, #zart or #zartart to make sure we don't miss your posts! Make sure to follow us @zart_art!



Retail Workshops!

Our Customer Service Centre in Box Hill North, now runs workshops for the general public. These workshops focus on product techniques and exploration including Copic marker rendering, resin and felting. Gift vouchers are also available. See our website for more information on upcoming events (look under 'workshops').

Merry Christmas & Happy New Year!

We wish you & your families a safe & relaxing Christmas. We would like to thank you for your support & we look forward to working with you again in 2017.

Best wishes from all the staff at Zart.

Zart Christmas Hours: Zart will be closed from 12pm Thursday 22nd December. We will reopen on the Monday 9th January 2017.



This publication is printed in Australia under ISO 14001 Environmental Certifications. Zart Art has chosen to print on stock that is FSC certified, FSC certification ensures traceability and verification of well managed forest timber, from mill to printer to you.