

Registered by Australia Post Publication No. 327687/00003

# Zart


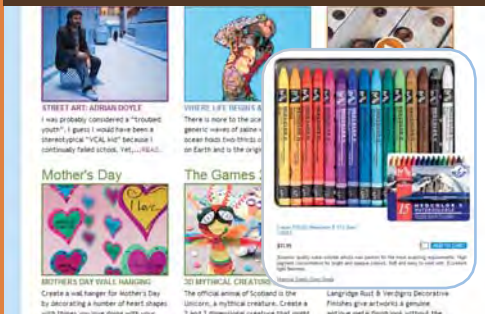


# Dry Pastel Owls

## Zart Student Gallery

# NYC STUDY TOUR

INSIDE



ART IN SCHOOLS • IDEAS & INSPIRATION • ART EDUCATION, CURRICULUM UPDATES  
& PROFESSIONAL LEARNING • ART & CRAFT TIPS, TECHNIQUES & NEW PRODUCTS  
Zart, Supporting Teachers in Creative Education



News, Events & Dates . . . . .	2
McClelland Sculpture Park & Gallery . . . . .	3
www.zartart.com.au . . . . .	4
Artists & Authors Registry . . . . .	5
One Word, One Day . . . . .	6
<b>Professional Learning . . INSERT</b>	
New York Art Study Tour . . . . .	7
Pottery Plaster . . . . .	8
Zart Student Gallery. . . . .	9
New Resources . . . . .	10
New Products. . . . .	11
What's on at Zart Term 3 2014	12



## What's On



Art & Craft Materials, Stationery & Educational Supplies

Zart Extra: ISSN 448-8450  
Zart Extra is published quarterly by Zart Education, a division of Zart Art Pty Ltd. This publication is mailed prior to the first week of the term issue date. This newsletter allows art teachers/co-ordinators to learn about what is happening in art education and what other art teachers are doing. You will find information on new art techniques and processes, the latest materials and resources on the market. Please note, all prices quoted are valid for the duration of the current term only and are subject to change without notice. The insert of the newsletter provides details of our term's workshops, so teachers can then contact us and book into the workshop.

### Zart - Supporting Teachers in Creative Education

4/41 Lexton Road,  
Box Hill North, Melbourne  
Victoria 3129 Australia  
Ph: (03) 9890 1867  
Fax: (03) 9898 6527  
www.zartart.com.au  
E: zartart@zartart.com.au

### Administration Hours:

M-F: 8.30am - 5.00pm

### Customer Service Centre:

M-W & F: 8.30am-5.00 pm  
Th: 8.30am - 6.30pm  
Sat: 9.00am - 2.00pm



### Find us on Facebook:

www.facebook.com/ZartArt

### Follow us on Twitter:

www.twitter.com/  
zarteducation

### Read our Blog:

http://zartartnews.blogspot.com/

### Watch Us on YouTube:

ZartEducation

### Follow us on Instagram:

Zart\_Art

### ITALIAN MASTERPIECES

FROM SPAIN'S ROYAL COURT MUSEO DEL PRADO

16 MAY 2014 - 31 AUGUST 2014

NGV INTERNATIONAL, 180 ST KILDA ROAD

The holdings of Italian art in the Museo Nacional del Prado, Madrid are unique and unrivalled in museums outside Italy. This exhibition of over 70 paintings and 30 drawings presents a rich selection of works spanning 300 years of Italian art, from the early sixteenth to the eighteenth centuries. Artists represented include Raphael, Correggio, Titian, Tintoretto, the Carracci, Poussin and Tiepolo. Many of these works are at the heart of the Prado's collection and have never before left Spain.

### WE DON'T NEED A MAP: A MARTU EXPERIENCE OF THE WESTERN DESERT

17 AUGUST 2014 - 02 NOVEMBER 2014

MCCLELLAND GALLERY & SCULPTURE PARK

390 MCCLELLAND DRIVE, LANGWARRIN VIC 3910

*We don't need a map: a Martu experience of the Western Desert* is a groundbreaking exhibition that brings the remote Western Australian desert to regional Australia. First shown at Fremantle Arts Centre in 2012, this critically acclaimed and popular show melds the

traditional culture of the Martu people with cutting edge new media artists from across Australia.

Featuring stunning paintings, digital animation, immersive video installations, aerial desert photography, handmade Martu objects and a public program featuring key Martu participants, *We don't need a map* invites visitors to interact with the lively and enduring culture of the Western Desert.

### GUNTER CHRISTMANN: NOW AND THEN

26 JULY - 16 NOVEMBER 2014

HEIDE MUSEUM OF MODERN ART

7 TEMPLESTOWE ROAD, BULLEEN VIC 3105

At the time of his death in 2013, Gunter Christmann was gathering a new type of critical and public attention that surrounded his striking debut as an artist in the 1960s. *Gunter Christmann: Now and Then* is the first exhibition to survey the 50 year career of this remarkable Australian artist. It includes sound works, photographs and drawings alongside his paintings, and traces the evolution of his major themes and series, from the geometric and constructivist abstracts, splatter and shaker box paintings through to his sensitive figure studies, silhouette paintings and landscapes.







# McClelland Sculpture Park & Gallery

McClelland Sculpture Park and Gallery is located within 16 hectares of bush and landscaped gardens in Langwarrin on the Mornington Peninsula. McClelland's unique sculpture collection showcases over 100 works by prominent Australian sculptors, such as Inge King, Lenton Parr, Clement Meadmore, Norma Redpath, Rick Amor and Lisa Roet. The indoor gallery spaces accommodate changing exhibitions and collection displays of works on paper, photography, painting and sculpture.

Opening on August 17 and showing through to November 2, 2014 we are excited to be presenting: *We don't need a map: a Martu experience of the Western Desert*. This is a groundbreaking exhibition that brings the remote Western Australian desert to regional Australia. First shown at Fremantle Arts Centre in 2012, this critically acclaimed and popular show melds the traditional culture of the Martu people with cutting edge new media artists from across Australia. Featuring stunning paintings, digital animation, immersive video installations, aerial desert photography, handmade Martu objects and a public programme featuring key Martu participants, *We don't need a map* invites visitors to interact with the lively and enduring culture of the Western Desert. The

exhibition is accompanied by an education resource to help explore this fantastic show with your students.

The varied landscape surrounding McClelland features ti-tree forests, bracken stands, heath lands, landscaped gardens and lakes, and provides a wonderful opportunity to explore habitats, biodiversity and nature. This landscape is a stimulus for our Art and Nature programmes. Many artists represented in the outdoor sculpture collection have responded to the environment through their work. Exploring these ideas with students aims to broaden their understanding of environmental concerns and sustainability. Students are encouraged to discuss issues that concern them and identify ways in which even small things we do individually can impact on the world around us.

Art is a visual language. A tour of the Sculpture Park and/or gallery affords students the opportunity to develop their understanding of art, symbols and art specific language and terminology as well as how artists convey messages and ideas through their work. Our tour guides encourage students to explore ideas and interpret meaning as well as make personal

connections to the works. This student centred approach encourages students to evaluate ideas and messages and to develop creative and critical thinking.

Our extended Art and Nature programme combines the above programmes and provides students with an opportunity to participate in 'hands on' scientific processes including observing, classifying and recording information with a focus on plants and trees, or insects living in the water. Full day programmes include art making workshops that incorporate natural materials and explore themes around nature.

These programmes are tailored to suit the age of the students. We also tailor programmes to meet other needs and interests of schools, teachers and students.

Our programmes relate to a number of AusVELS Domains, Strands and Cross-curriculum priorities. For more detailed information of curriculum links please visit our website.

*Imogen Good*

EDUCATION OFFICER

For further information or to arrange a booking please contact Imogen Good: 03 9789 1671, [igood@mcclellandgallery.com](mailto:igood@mcclellandgallery.com) or visit our website [www.mcclellandgallery.com](http://www.mcclellandgallery.com)



# We are delighted to announce the launch of our new Zart website! [www.zartart.com.au](http://www.zartart.com.au)

If you have visited our website recently you may have noticed a few changes. We've been busy updating and improving our website to make shopping with us a lot easier!

Our new website has been designed specifically for your school's art and craft ordering, and to provide you with an efficient, convenient and reliable shopping experience through MyZart. Use a Purchase Order with secure authorised access to your school's account or use your credit card to pay for your order.



## Need more help?

To help navigate our website we have included a **HELP** section which includes FAQs, details on MyZart, Shopping, Orders, and Forms etc. If you can't find what you're looking for, please contact us by phone 03 9890 1867 or by email [zartart@zartart.com.au](mailto:zartart@zartart.com.au). We welcome your feedback and any suggestions for improvements that you may have.

## Sign In

### My Zart

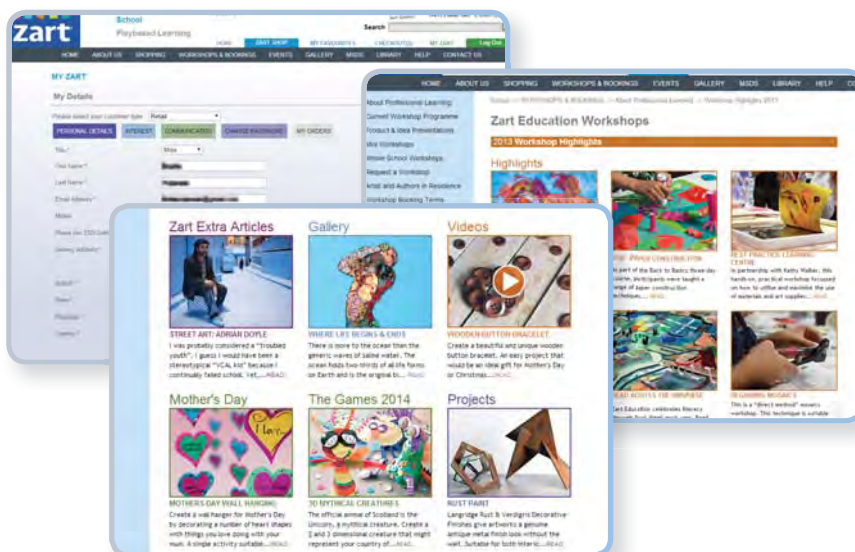
We've made it easier for you to update and manage your details all in one convenient place – through **MyZart**.

If you are associated with a School, Early Learning Centre or another organisation, you can purchase on their behalf with the appropriate authorisation. Once you have authorisation to purchase, your account will be activated. In the meantime, you can use your credit card.

By managing your mailing and delivery addresses you can ensure your orders are delivered faster.

Lastly, under **Interests** you can select themes, subject matter or educational topics you may want us to keep you updated on as well as related new products and workshops to help you keep abreast with what's new.

To access **MyZart** – Please **Sign In** first. If you are not a member, simply join up. As a member you will also have access to our **LIBRARY**.



## What else is new?

**MSDS SHEETS:** You can now access and download MSDS sheets. These PDF files are organised alphabetically by the product name.

**FAVOURITES BASKET:** Save time shopping by keeping all your favourite art and craft materials in your basket.

**LIBRARY:** When you sign in to **MyZart**, you have easy access to our comprehensive resource library! Search and browse Zart Extra Articles, Play Based Learning environments, Projects, Videos, Demonstrations and our Student Gallery.

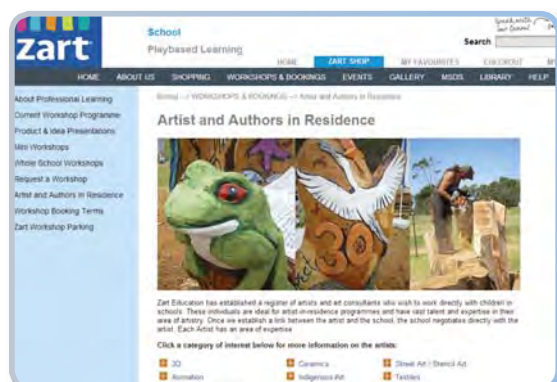
**WORKSHOP HIGHLIGHTS:** Want to know what happens in a Zart workshop? You can find images of highlights in our **LIBRARY**.

## AusVELS Visual Arts Units

The Zart Student Gallery will now include an AusVELS unit for most schools that exhibit (Starting from Term 2 2014). These are available on the Zart Student Gallery webpage.

# Artists & Authors in Residence Registry

[www.zartart.com.au](http://www.zartart.com.au)



Zart Education has established a registry of artists, illustrators, authors and art consultants who wish to work directly with children in schools. These individuals are ideal for artists in residency programmes and have vast talent and expertise in their particular discipline. Schools can contact the artists directly to negotiate a suitable programme.

## Artists & Authors Registry

You will find our complete Artists and Authors in Residence Registry under 'WORKSHOPS & BOOKINGS' on our website.



*Please scan!*  
TO GO TO THE  
ARTISTS & AUTHORS  
REGISTRY.

### MARJORY GARDNER

P: 03 9880 7880

M: 0419 532 694

"There are so many benefits to be gained from inviting a children's book author/illustrator to speak to your school. They will give an insight into the process of book-making, and inspire and motivate your students to read, write, draw and express their ideas in dynamic and creative ways. By sharing rough drafts and works in progress, they facilitate a deeper understanding of the book-making journey from first spark of an idea to the written manuscript, and the illustrators' many and various techniques and styles. Writing and drawing exercises form part of most presenters' sessions, and provide an inspiring springboard for future classroom activities."

*Marjory Gardner*



### "LOSOP", MICHAEL DUNCAN

M: 0434 520 894

E: [losop.stencils@live.com](mailto:losop.stencils@live.com)

[www.losopstencils.com.au](http://www.losopstencils.com.au)

Check out Top Arts 2014 to see Nick Mahady's *I appear missing*. Nick worked closely with Michael during his time at Xavier last year.

"Xavier College has run programmes with Michael Duncan at the senior college art department now for two years with our Year 10 and Year 11 Studio Arts students. Michael's enthusiasm and skills in his art form are impressive and so is his ability to engage the students. Stencil Art is a relevant and contemporary art form that speaks to our boys. Since we have included a stencilling unit at Xavier in the art programme, our intake for art has increased twofold."

*Jane Kennedy,*  
HEAD OF ART  
XAVIER COLLEGE



### CARROLL KARPANY

M: 0429 881 558

E: [karpany-carroll@hotmail.com](mailto:karpany-carroll@hotmail.com)

Carroll Karpany is a Ngarrindjeri Man from the Coorong Region of South Australia. He was schooled at Maitland Area School, Yorke Peninsula, South Australia. Recently he performed for teachers at the Zart "Understanding the Culture" workshop. As a singer, songwriter and storyteller, Carroll will captivate students of all levels. He will be in Melbourne until November 2015 and is available to come to your school.



*Please scan!*  
TO VIEW A VIDEO OF CARROLL  
KARPANY'S RECENT  
PERFORMANCE AT ZART.







## One Word, One Day

*Eighteen illustrators from around Victoria gathered at the ABC Centre in Southbank on April 30th for the start of the third annual 'One Word One Day' (OWOD). This national event, which travels around Australia and raises funds and awareness for the Indigenous Literacy Foundation (ILF), is a chance to gather together illustrators who normally work in isolation, to help other remote communities in central Australia.*

An initiative of the Australian Society of Authors (ASA) and supported by the ABC, this year OWOD welcomed Zart as a sponsor. Zart brought a tantalising array of art materials to the event, which not only delighted illustrators, but enticed them to create work using materials new to them.

ILF will use the works to encourage schools to join their Fundraising and Advocacy program: the Great Book Swap. The schools which join this programme will go into a draw to win a piece of artwork produced on the day.

'We're incredibly honoured to have some of Australia's finest children's artists and illustrators so generously contributing to this project which is now in its third year,' Karen Williams, Executive Director of the ILF said. 'Through it, the Australian Society of Authors and their artists have not only helped us to raise awareness but also important funds to address literacy levels in the most disadvantaged communities in Australia.'

Laurine Croasdale, Professional Development Officer of the ASA says the



support of the ABC has been critical to the event's success.

'The ABC has supported the initiative since the outset not just by allowing us to splash paint around their foyer, but also with radio and television coverage to promote the ILF's work of providing books for young Indigenous children where libraries are in only 30% of communities.'

This year's word was 'Pounce' – a tricky

choice, but one which lead to many lively interpretations of the word in the artworks.

As usual, there was a great camaraderie at the event as artists caught up with each other, shared information about projects and took risks with new materials.

'It was a really well-matched partnership with Zart, the ABC, the ILF and the ASA,' illustrator and ASA Board member Ann James said. What she loved most was watching another artist '...play with the textured papers and build an amazing collage, say "This has changed my life! I'm going to do my next book in collage!"'

There have been other unexpected benefits to the artists as well – a character an artist created for last year's event was seen on the OWOD website and has been picked up by a major publisher as the star of a new picture book.

The day was punctuated with laughter, chatter and absorbed silence, and everyone went home with paint on their hands, new ideas and thoughts of a child living in the outback discovering the joy of reading.

As Karen Williams said, 'It's astounding to think that in some of these Indigenous communities there are no books in homes and no access to books through libraries or the local shop. Our foundation together with partners like the ASA, ABC and Zart are helping to provide access through early literacy packs, translations of books into first languages and through our field trips with authors who run writing workshops for remote schools.'

OWOD will be held in Queensland in June, and Tasmania and New South Wales later in the year.

*Marie Alafaci*

DEVELOPMENT OFFICER – VICTORIA, ASA

For more information about OWOD, go to: <https://asauthors.org/event/11633/one-word-one-day>

To find out more about the ILF and how your school can get involved, go to: <http://www.indigenousliteracyfoundation.org.au/>

### PD WORKSHOP!

Zart will be hosting a workshop for teachers to work with illustrator Ann James on Saturday 6th September. Please see page 6 of the Term 3 PD Insert for further information.







## New York City Art Study Tour



*Over the Term 1 holidays a group of 15 senior students from Fintona Girls' School, along with two other staff members and myself travelled to New York City for our inaugural 15 day Art Study Tour.*

New York, as they say, is the city that never sleeps – there is always something to do, see and experience. We certainly took advantage of this – our schedule was jam-packed and included visits to the Museum of Modern Art and MoMA PS1, The Metropolitan Museum, The Frick Collection, Whitney Museum, The International Centre for Photography, The Fashion Museum at FIT as well as numerous contemporary art spaces including, of course, the colourful streets of the city itself.

Over the course of the two weeks the students participated in engaging workshops with education officers from the Whitney

Museum, MoMA and The Metropolitan. They covered themes such as: Society and Politics in Art, The Artist Speaks and Power and Belief. It was an interesting experience, for both the students and myself, to see how art educators from America are approaching teaching and learning within a gallery space.

Other highlights included the day we took a train out of the city to visit DIA:Beacon (allowing us to breathe some fresh air and get respite from the constant car horns and emergency vehicle sirens!). DIA:Beacon is an impressive and expansive gallery space that houses many large-scale sculptures and artworks spanning from the 60s through to today. The students found the exhibited works of Sol LeWitt, Richard Serra, Dan Flavin, and Louise Bourgeois particularly unique and inspiring. Another experience that provided some respite from the concrete jungle was the impressively tranquil Noguchi Museum. Located in an unlikely industrial spot in Long Island City, this museum was a serene and meditative space filled with Isamu Noguchi's stone and marble sculptures, architectural models, drawings and furniture designs. Many of the students took the opportunity to sit quietly and practise their observational drawing skills whilst there.

While visiting Carrie Bilbo at her studio in

the old Brooklyn Navy Yard, students participated in a workshop where they learnt how to fashion their own cuff bangle out of either copper, brass or bronze. Other hands-on experiences included loom weaving at the Textiles Arts Centre, as well as meeting local 'creatives' who spoke to us about their work and career paths in the Arts. But perhaps the most profound experience we shared was when we visited The New York Earth Room. The installation by Walter De Maria has to be experienced to be believed! Our visit was made all the more amazing by the impromptu history lesson the eccentric gallery attendant gave, on his experience of tending to the living artwork every day for the last 26 years.

Everyone had a really fantastic time; we now share some amazing memories and feel very inspired as a result. The tour has most certainly impacted on classroom learning in terms of strengthening the students' understanding of particular art movements and artists, and also broadening their ideas on what is possible in their own arts practice.

*Shannon Kosub*

ART TEACHER  
FINTONA GIRLS' SCHOOL







Haileybury,  
Berwick

## Pottery Plaster

Pottery Plaster can be poured into moulds, used like Modroc when hessian is dipped into it, carved and applied to surfaces to create a textured finish. When it is mixed with water it will change from a pourable consistency into a hard solid when dry. During this change the plaster heats up. Various materials can be added to the plaster to modify its behaviour e.g. salt to speed setting, wallpaper paste to slow setting. Aggregates can also be added to make the mixture occupy a greater volume e.g. sawdust, sand, vermiculite.

### Storage:

This dry white powder must be stored in such a manner that water cannot come into contact with it.

### Safety:

Always wear a dust mask when handling dry powder. You may choose to wear gloves.

Plaster sculpture: design was carved into mould set plaster.



Haileybury - Brighton

## Pottery Plaster



Slow setting plaster for casting work.

5kg (reusable bucket) ML627

**Each \$14.95**

20kg bag ML625

**Each \$25.50**



Please scan to view Haileybury's work in our Term 3 Gallery, and for some interesting methods of pouring moulds.



### Basic Mixing:

1. Dry powder is always added to the water. Always keep one hand dry. It is best to work on top of newspaper or a plastic covered surface.

2. Put the required amount of water into a plastic bucket or ice cream container. Make sure there is enough room in the container to add the plaster as the mixture will increase in volume. Warm water will speed up the setting time, which is an advantage when sand casts are being made.

3. Sprinkle the powder onto the surface of the water. **DO NOT STIR YET.**

4. Keep adding powder until the "hill" which forms in the centre of the water ceases to sink under the surface. This is the correct proportion of water to plaster. Wait until this entire "hill" is dampened by the water seeping up.

5. Stir the mixture with one hand, carefully in such a way that air bubbles are not created. Upon removing your hand, it should be coated with the mixture.

6. When the mixture is ready, lift the container and gently bang it down onto the bench or floor a few times to force any air bubbles upwards. It should now be ready to pour for whatever purpose is intended.

7. Leave plaster to set for at least 24 hours before removing from mould. Drying time depends on weather and thickness of plaster.



### Moulds:

There are many different ways you can create a mould to pour your plaster mixture into. A cardboard box with its joins sealed with strong tape is an inexpensive option. **WARNING - DO NOT** attempt to make an enclosed cast of any body parts such as hands or fingers. This product gives off heat when mixed with water for setting, which may result in serious skin irritations if used for casting body parts.

### Modroc Substitute:


If you are working on a large scale project, Hessian strips can be dipped in your mixture and applied to an armature like Modroc.

### Textured Surfaces:

Before plaster sets it reaches a whip cream stage, where it is easily spread over surfaces. If you would like to create texture on a Modroc piece you can apply the mixture at this stage.

### Carving:

Plaster that has been cast can then be carved into. Chisels, rasps, rifiers and sandpapers can be used to modify the form. Wear a dust mask while carving. If you keep the plaster wrapped up in plastic, it will stay moist and the shavings will not be airborne. When it dries, the dust created will be finer and you can use sandpaper to refine your form.



### Cleaning up:

**WARNING:** Do not allow unset plaster to be washed down any drain; never allow children to wash their hands at the sink, an accumulation of plaster sediment will block drains very quickly. Allow children to wash their hands and equipment in a plastic bucket. The sediment will settle and harden or gel, then the water may be poured off, and the plaster residue disposed of as solid waste. Plastic mixing containers can be cleaned by allowing the plaster to set hard. It falls out easily when the container is tapped vigorously. Plastic Sheeting may be reused and cleaned in the same way.






# Zart Student Gallery Term 3 2014



Australian International Academy



Horsham West Primary School



Sirius College - Keysborough

Haileybury - Brighton



Strathcona Baptist Girls' Grammar School

St Margaret's School - Berwick

## Current Exhibition on until 9th September 2014

Australian International Academy

Ceramic Monsters

Cranbourne West Primary School

Owls

Edithvale Primary School

Jigsaw of Australian History

Geelong Lutheran College

Howard Arkley Patterns

Haileybury - Berwick

Henry Moore Plaster Sculptures

Haileybury - Brighton

Henry Moore Plaster Sculptures and Monster Buildings

Horsham West Primary School

Shoe Box Art

Mont Albert Primary School

Ceramic Weaving Looms

Narre Warren South P-12

Embossings and Etchings

Research Primary School

Fish Sculptures

Ruyton Girls' School

Textiles

Sacred Heart Primary School, Oakleigh

Japanese Batik Windsocks

Sirius College - Keysborough

Arcimboldo Studies

St Margaret's School - Berwick

Monster Drawings

Strathcona Baptist Girls' Grammar School

Puffin Screen Prints

Yarra Valley Grammar School

Animals of Asia



Haileybury Berwick &amp; Brighton



Edithvale Primary School



Geelong Lutheran College



Yarra Valley Grammar School

## Zart Student Gallery

Situated upstairs in the Zart Customer Service Centre. Each term the Student Gallery exhibits a new display of work from young artists ranging from kindergarten to VCE. We are always on the lookout for artwork to be exhibited that showcases new ideas and techniques suitable for all age levels. Please email images of work you would like to exhibit one term in advance to Jan Roker [jan@zartart.com.au](mailto:jan@zartart.com.au) or visit [www.zartart.com.au](http://www.zartart.com.au)

## AusVELS Visual Arts Units

The Zart Student Gallery will now include an AusVELS unit for most schools that exhibit. These will be available on the Zart Student Gallery webpage.





## Creatrilogy Box Set - Peter H. Reynolds

1. Sky Color: Demystifies and celebrates the creative process. 2. The Dot: One little dot marks the beginning of surprise and self-discovery. 3. Ish: We need to kindle and tend our creative flames with care. There is something more valuable than getting things exactly 'right'.

Set of 3 Books

BK067

**NEW****\$45.41**

## The Black Book of Colours

Menena Cottin &amp; Rosana Faria

Our eyes tell us about colour. But what if you are blind? Can you still know colours? Using simple language and textured art, this book shows you how to 'see' without your eyes. It includes pages that are black, but using your imagination and your senses you can hear, smell, touch and taste colours.

BK132

**NEW****\$22.68**

## Connect to Reading

Celebrate Book Week with 29 easy and fun activities that link Visual Arts with Literature. The Children's Book Council of Australia provided us with the inspiring theme "Connect to Reading" which invites schools to reflect upon the benefits of reading and to promote a reading-rich culture. This book explores the many interpretations of the theme as well as activities for the 2014 short listed Early Childhood and Picture Books. Activities are designed for individual works, as well as for class, libraries and whole school displays.

BK625


**NEW****\$39.95**

## Map Art Lab

Jill K Berry &amp; Linden McNeilly

Travel through the exciting world of cartography with "Map Art Lab". This fun and creative book features 52 map-related activities, beginning with legends and lines, moving through types and styles, and then creating personalised maps that allow you to journey to new worlds. Authors Jill K. Berry and Linden McNeilly guide readers through useful concepts while exploring colourful, eye-catching graphics. Artists of all ages and experience levels can use this book to explore enjoyable and engaging exercises.

BK074

**NEW****\$31.81**

## Jane Brocket's Clever Concepts

Whether children realise it or not, textures, shapes and patterns are everywhere! This series of books brings shapes, patterns and textures to life with bright, intricate images that are so realistic they nearly jump off the page. The fresh approach to basic concepts will delight young children, parents, librarians, and teachers.

Spiky, Slimy, Smooth  
What is Texture?

BK087

Circles, Stars, and Squares  
Looking for Shapes

BK088

Spotty, Stripy, Swirly  
What are Patterns?

BK086

1 Cookie, 2 Chairs, 3 Pears  
Numbers Everywhere

BK089

Cold, Crunchy, Colorful  
Using our Senses

BK084

Ruby, Violet, Lime  
Looking at Colors

BK085

**NEW** Each**\$29.95**

## Printmaking: A Complete Guide to Materials and Processes

Bill Fick &amp; Beth Grabowski

"Printmaking" is a comprehensive and up to date introduction to fundamental printmaking techniques including relief, intaglio, collagraph, lithography, screen print and monoprint. It shows how some of the latest and most experimental prints have been made using these techniques. Learn how to use the computer as an image-making tool and how to translate digital images into tangible works of art. Each chapter has clear, step-by-step illustrations with extensive case studies that include artist profiles of contemporary printmakers, which help the student understand the technical aspects of each printmaking technique.

BK910

**NEW****\$36.32**



## Sugar Artists Acrylic Spray Paint

A revolutionary health conscious formula, with high performance capabilities. Sugar is unlike any aerosol product you've ever used. The world's first hybrid water and alcohol based acrylic aerosol paint. Sugar is harvested specifically to deliver the highest quality results for artists, with the lowest possible impact on your health and our environment. Innovations in aerosol technology have led to a unique formulation, which combines water with alcohol made from sugarcane to replace petroleum-based solvents. As a result, Sugar contains fewer Volatile Organic Compounds, meaning fewer toxins absorbed into the user's body and less environmental impact, while still delivering a superior product that is designed to meet the modern needs of today's artists. Vibrant colour. Highly opaque. Matt finish. Soft pressure. UV resistant pigments. Extremely low smell. Clean, crisp control.



Liquorice	PT425-LI
Spearmint	PT425-SP
Cactus Cooler	PT425-CA
Bubblicious	PT425-BU
Arizona	PT425-AR
Fads	PT425-FA
Gumdrop	PT425-GU
Swizzle	PT425-SW
Teevee	PT425-TV
Fondue	PT425-FO
Maple Syrup	PT425-MA
Terry	PT425-TE
Fruit Salad	PT425-FR
Strawberries & Cream	PT425-ST
Lemon Squash	PT425-LE
<b>NEW</b> 400mL Can	<b>\$7.95</b>

## Speedball Water-based Printing

These full-bodied, water-soluble inks offer, bold, brilliant, opaque colour and excellent transfer tack with minimal odour. Water clean-up. Gluten-free. Non-toxic. Waste less in this convenient tube option. Ideal for block printing with linoleum, woodblock, vinyl and foam.

Black	IN125-BK
Blue	IN125-BE
Brown	IN125-BN
Copper	IN125-CO
Dark Yellow	IN125-DY
Gold	IN125-GO
Green	IN125-GN
Light Red	IN125-LR
Light Yellow	IN125-LY
Magenta	IN125-MA
Mid Red	IN125-MR
Orange	IN125-OR
Silver	IN125-SI
Turquoise	IN125-TU
Violet	IN125-VI
White	IN125-WH
<b>NEW</b> 150mL tube	<b>\$18.95</b>



St Margaret's School, Berwick



## Makedo

Makedo tools are designed for open-ended learning through making and doing. Build and connect things quickly, neatly and sturdily. Use on cardboard, plastic, fabric and foam. Perfect for collaborative constructions and a focus on recycling. Re-usable, just pull them apart and start making.

Limited Stock

### Makedo Studio

C0500

Pkt of 700 pieces

**\$125.00**



### Makedo Saw & Punch

Double ended. Saw and punch holes through various types and thicknesses of cardboard safely!

C0501

**NEW** Pkt of 5

**\$6.22**



### Makedo Connectors

C0502

**NEW** Pkt of 30

**\$12.95**



## Pencil Shaped Stylus for Tablets

This affordable aluminium, artist's pencil-shaped stylus comes in metallic blue and gives you accurate control over your touch screen device. 110mm long with a 7mm soft rubber nib.

PN039

**NEW**

**\$4.50**



## disolv Brush and Hand Cleaner

Non-toxic clean-up cream safely removes oil paint and printing ink. Simply wipe off excess paint and ink with a rag, work disolv into hands, brushes, plates and equipment. Wipe again and wash out in water.

250ml PT297

**NEW** **\$10.45**

500ml PT298

**NEW** **\$14.95**





# zart Zart Calendar

## What's Happening in Term 3 2014



### Ideas and Product Presentations for VCE Students

Due to popular demand we will continue to offer these presentations in Term 3! Inspire your senior students and make sure you're up to date with the latest materials and resources and how to use them. Tania or Dee are available to speak to your VCE students and show them a range of products and ideas that might motivate them on their creative journey. Phone Colleen on 03 9890 1867 to organise a date and time.



### Commonwealth Games Activities

The 2014 Commonwealth Games will take place in Glasgow from 23rd July to 3rd August. Download a FREE activity flyer from our website to engage students in this multi-cultural and multi-disciplinary event!



### CBCA Authors & Illustrators

**ONE MINUTE'S SILENCE**  
In this profound and deeply moving picture book David Metzenthen's lyrical and beautifully balanced text and Michael Camilleri's powerful and haunting illustrations, combine seamlessly to honour the courage and sacrifices of war, whilst recognising its terrible price. Hear author and illustrator, with their publisher Eva Mills, in the chair; reveal how this stunning result was achieved. **Date:** Wednesday 10th September, **Time:** 5:30pm until 8:00pm, **Venue:** Zart Box Hill North, Limited to the first 70 respondents **Cost:** \$30 (CBCA members) or \$40 (non members) or \$20 (students); **Bookings:** Phone CBCA on 1300 360 436 or email vic@cbca.org.au. **Bookings are essential so book in early to avoid disappointment.**



### Customer Service Centre

Visit our Customer Service Centre, in Box Hill North, during Term 3 to view a range of new products and resources and to see our latest foyer display. The Centre has a play based learning area stocked with a range of products suitable for Early Childhood and Early Years. While in the centre don't forget to visit the Term 3 Student Gallery, full of stunning artworks from Primary and Secondary art students.



### AusVELS Visual Arts Units

The Zart Student Gallery will now include an AusVELS unit for most schools that exhibit. These will be available on the Zart Student Gallery webpage: <http://www.zartart.com.au/html/gallery.html>

## Book Week 2014

### Connect To Reading

#### Book Week Workshops!

Zart Education is celebrating Book Week from June 2014 and the theme, Connect to Reading is generating great interest. The team at Zart Education has created a workshop programme that will support art teachers, classroom teachers and librarians in fostering the love of Australian literature in our students. Once again we have managed to create a fun, fresh and innovative programme of activities that has made these workshops so popular in Victoria and interstate. Refer to enclosed PD Insert or website for details.



## Book Week Publication!

### Connect To Reading

Link Art With Literature! Includes 29 Activities on the 2014 Theme 'Connect to Reading', as well as the Shortlisted Early Childhood and Picture Books.

BK625

NEW 80pp

\$39.95

**FREE**  
with every Book Week workshop!

